



A.V.COLLEGE OF ARTS, SCIENCE & COMMERCE

(Affiliated to Osmania University)

Gaganmahal, Hyderabad-500029

Accredited with B++ by NAAC (3rd Cycle)

Student Satisfaction Survey Report (2023-24)

Aim:

A.V. College of Arts, Science & Commerce aims for excellence in academics, co-curricular activities, and an overall growth of students, faculty members, and stakeholders. The IQAC committee of the college is dedicated to making consistent efforts in the same direction. For the said purpose, the IQAC encourages the students, faculty members, and stakeholders to participate in various activities/programs and also undertake many such initiatives with the same enthusiasm.

In addition, it also takes regular feedback from students to ensure improvement wherever required and conducts student satisfaction surveys to assess the overall performance in the given academic year. This report will analyze the latter in a detailed manner starting from the objective of the survey, to highlighting the Student Centric Methods, internal evaluation of internships, and findings of the survey.

Overall Sample Size: 487 responses were received from students across all disciplines offered by the college. In the year 2023-2024, the total no. of students (UG+PG) enrolled in the college is 1119. Areas covered:

The following broad areas were covered in the Student Satisfaction Survey:

- 1. Curriculum
- 2. Academic and Teaching
- 3. College Administration
- 4. Extracurricular Activities (Webinar, committee programs)
- 5. Institution provides multiple opportunities to learn and grow.

Research Methodology:

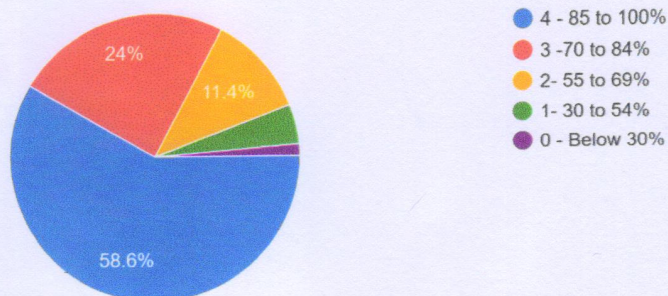
A student satisfaction survey as required by the NAAC for AQAR purposes was circulated to all the students of all disciplines under UG & PG programs offered by the college. With the combined efforts of teachers and student coordinators, the survey received 487 responses in total. The survey was initiated via Google Forms in a multiple-choice question format. The form covered four major areas which foreground concerns such as Academic and Teaching, College Administration, and Extracurricular Activities (Webinar, committee programs).

Overall Satisfaction:

Overall satisfaction seems to be high, with **43.2%** of students being very satisfied, **14.6%** satisfied, and only **38.2%** not satisfied with the overall teaching-learning process provided in the college. The overall performance can be interpreted as a positive response in this direction.

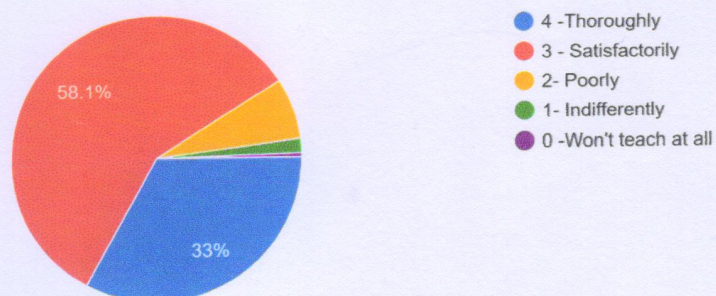
1. How much of the syllabus was covered in the class?

437 responses



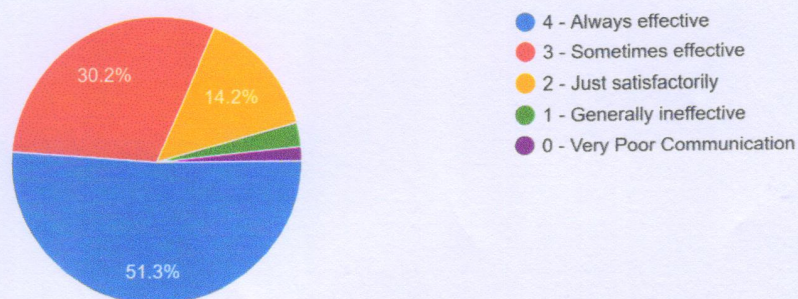
2. How well did the teachers prepare for the classes?

437 responses



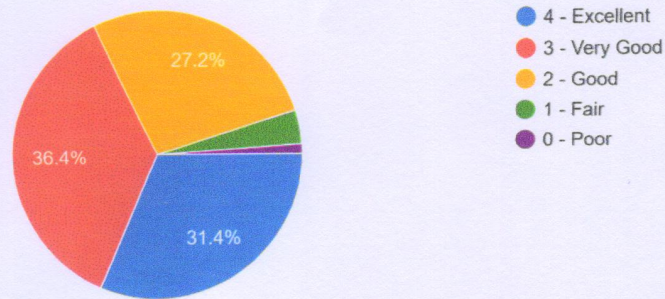
3. How well were the teachers able to communicate?

437 responses



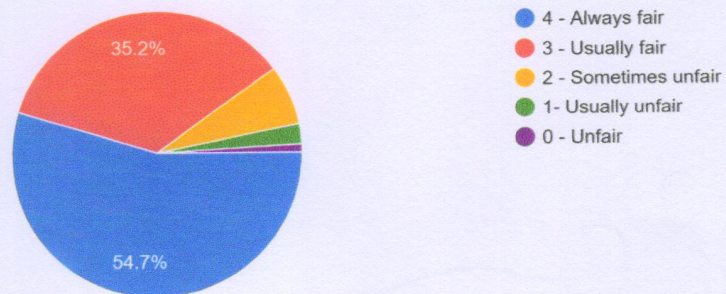
4. The teacher's approach to teaching can best be described as

437 responses



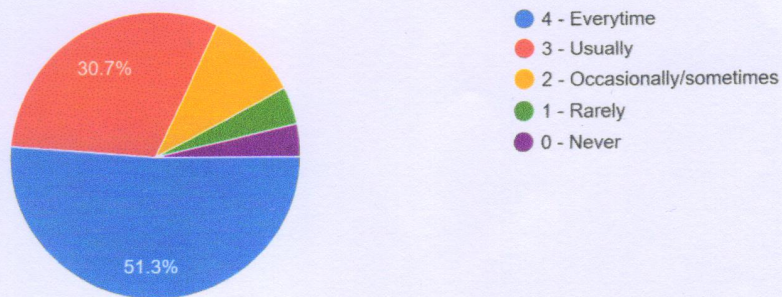
5. Fairness of the internal evaluation process by the teachers.

437 responses



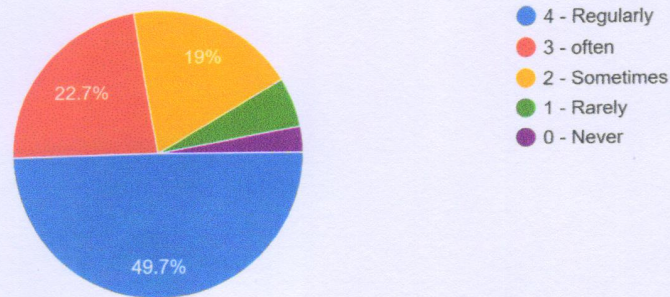
6. Was your performance in assignments discussed with you?

437 responses



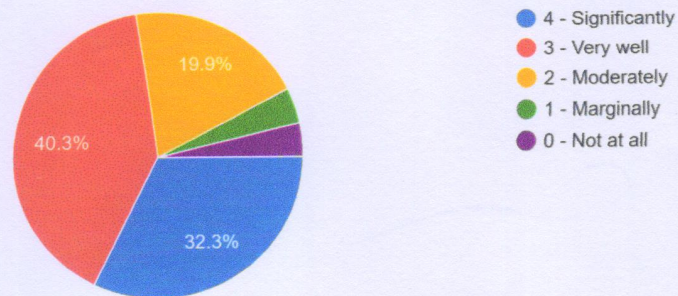
7. The institute takes active interest in promoting internship, student exchange, field visit opportunities for students.

437 responses



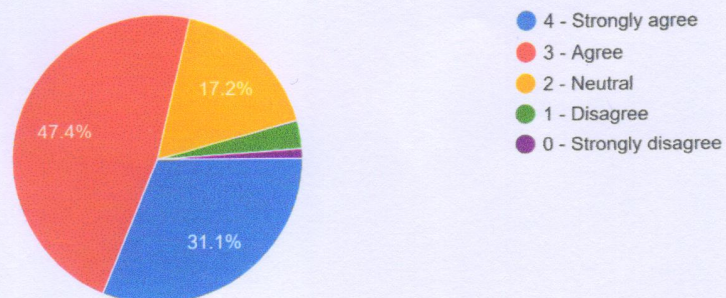
8. The teaching and mentoring process in your institution facilitates you in cognitive, social and emotional growth

437 responses



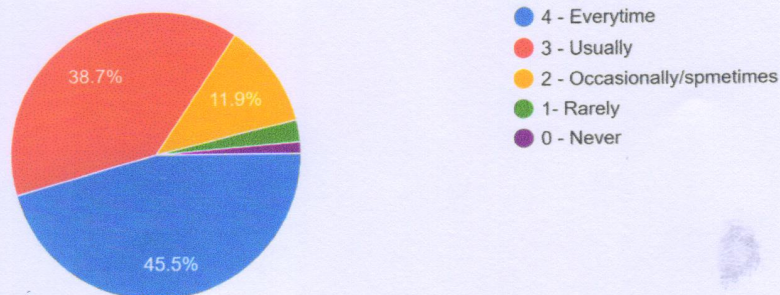
9. The institution provides multiple opportunities to learn and grow

437 responses



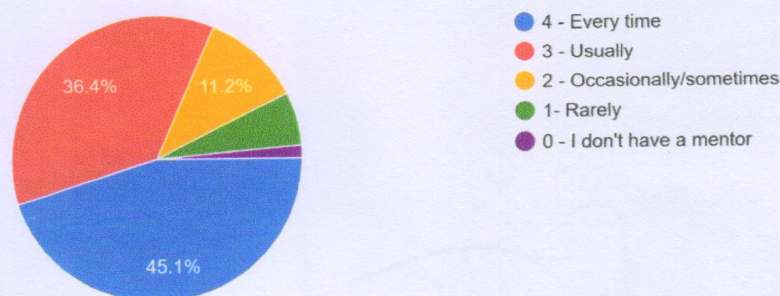
10. Teachers inform you about your expected competencies, course outcomes and programme outcomes.

437 responses



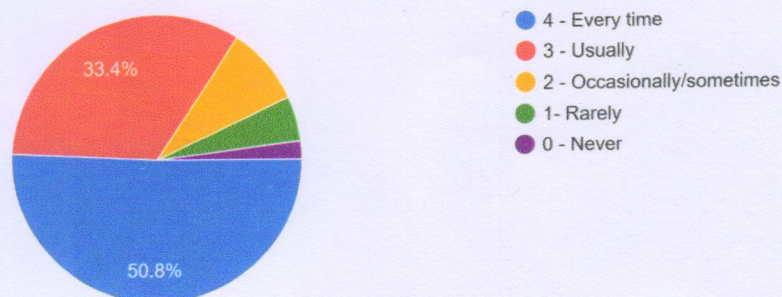
11. Your mentor does a necessary follow-up with an assigned task to you

437 responses



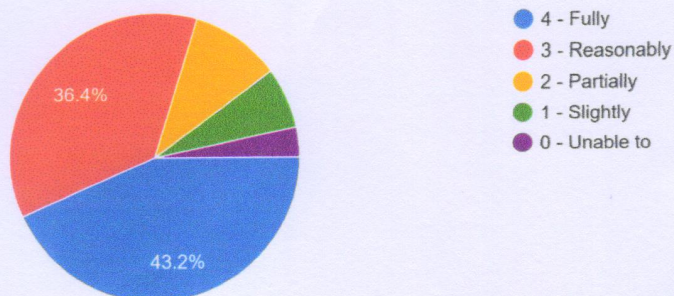
12. The teachers illustrate the concepts through examples and applications

437 responses



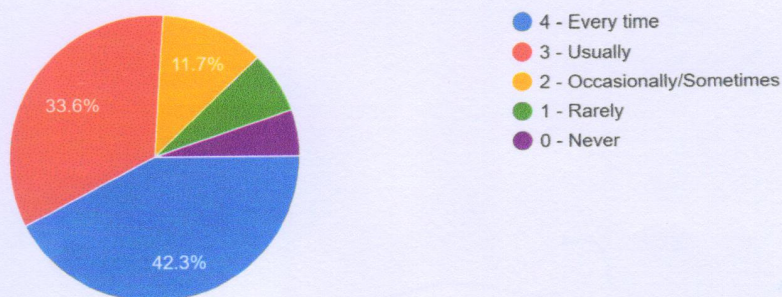
13. The teachers identify your strengths and encourage you with providing right level of challenges.

437 responses



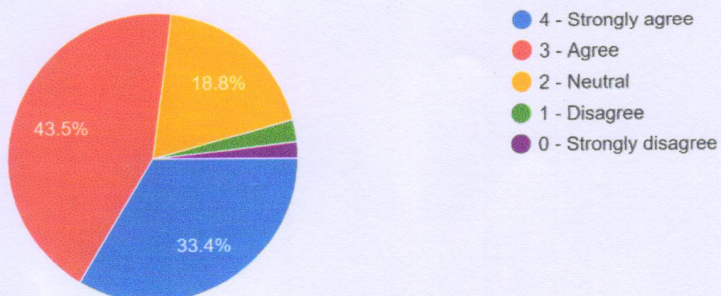
14. Teachers are able to identify your weaknesses and help you to overcome them

437 responses



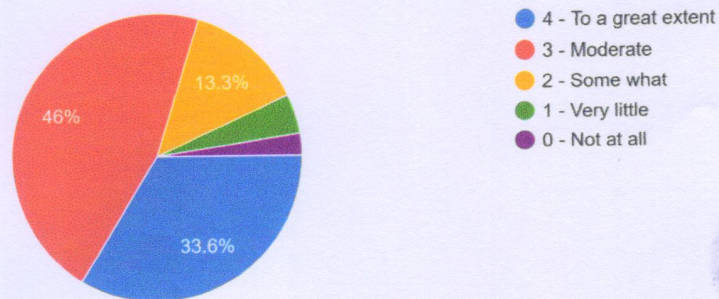
15. The institution makes effort to engage students in the monitoring, review and continuous quality improvement of the teaching learning process.

437 responses



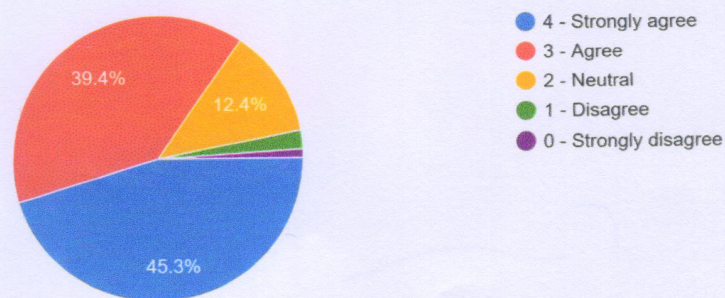
16. The institute/ teachers use student centric methods, such as experiential learning, participative learning and problem solving methodologies for enhancing learning experiences.

437 responses



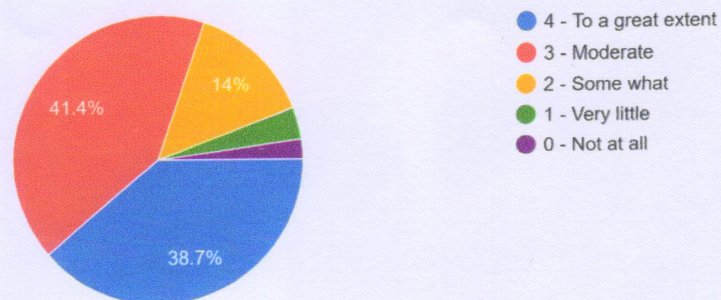
17. Teachers encourage you to participate in extracurricular activities.

437 responses



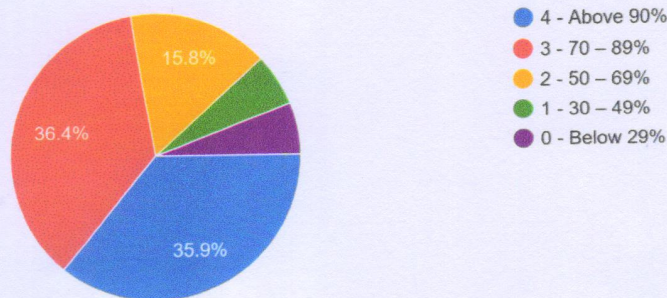
18. Efforts are made by the institute/ teachers to inculcate soft skills, life skills and employability skills to make you ready for the world of work.

437 responses



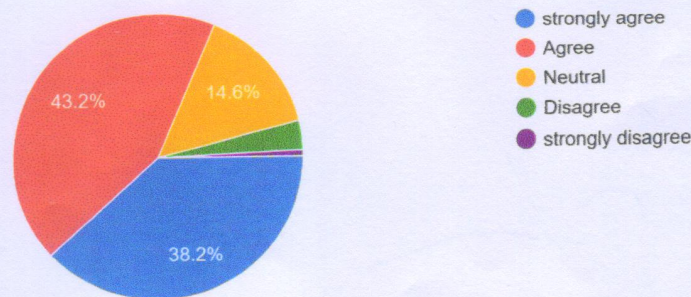
19. What percentage of teachers use ICT tools such as LCD projector, Multimedia, etc. while teaching.

437 responses




20. The overall quality of teaching-learning process in your institute is very good.

437 responses



Action Taken Report: 2023–2024

- In the year 2023–2024, the total number of students (UG + PG) enrolled in the college is **1119**. In total, **437** responses were received from the students.
- The collected sample pool was carefully studied by the IQAC committee in **January 2025**.
- In the same month, a meeting was arranged with the principal, Dr. Ch. Rajalingam, to reflect on the survey and seek suggestions for further improvements.
- In the meeting, IQAC members presented a report for the survey to have a detailed analysis of the survey.
- The librarian of the college was requested to be a part of the meeting to discuss feedback regarding the library and its resources. The Library Staff's diligent effort to inform students about the Library's exceptional resource pool is causing a gradual increase in student enrolment.
- All in all, the inputs collected were taken into consideration to improve the overall learning experience for students.


PRINCIPAL
A.V. College of Arts,
Science & Commerce
Gaganmahal, Hyderabad-20